


# The Sandy Ramage Polka


Bob Liddle

© 2012

## Part 1




First system of Part 1: Treble clef, key signature of one sharp (F#), 4/4 time. The melody features several triplet markings. Chords below the staff are G, G<sup>7</sup>, C, A<sup>7</sup>, D, G, D.




Second system of Part 1: Treble clef, key signature of one sharp (F#), 4/4 time. The melody continues with triplet markings. Chords below the staff are G, G<sup>7</sup>, C, A<sup>7</sup>, D, D, G, D, G. The system ends with first and second endings.

## Part 2




First system of Part 2: Treble clef, key signature of one sharp (F#), 4/4 time. Chords below the staff are D, G, A, A<sup>7</sup>, D, A, D.




Second system of Part 2: Treble clef, key signature of one sharp (F#), 4/4 time. The melody features triplet markings. Chords below the staff are G, G<sup>7</sup>, C, A<sup>7</sup>, D, D<sup>7</sup>, G, D, G.

## Part 3



First system of Part 3: Treble clef, key signature of one flat (Bb), 4/4 time. Chords below the staff are F, G<sup>m</sup>, C<sup>7</sup>, F, C.



Second system of Part 3: Treble clef, key signature of one flat (Bb), 4/4 time. The melody features triplet markings. Chords below the staff are F, G<sup>m</sup>, C<sup>7</sup>, F, C, F. The system ends with first and second endings and a D.S. (Da Capo) marking.

## Part 4



First system of Part 4: Treble clef, key signature of one sharp (F#), 4/4 time. Chords below the staff are C, F, D, G, C, G.



Second system of Part 4: Treble clef, key signature of one sharp (F#), 4/4 time. The melody features triplet markings. Chords below the staff are C, F, D, G, C, G, C. The system ends with first and second endings.



Third system of Part 4: Treble clef, key signature of one sharp (F#), 4/4 time. The melody features triplet markings. Chords below the staff are C, D<sup>7</sup>. The system ends with a D.S. (Da Capo) marking.

Play parts 1, 2 and 3 one after the other as written, then return to play Part 1 once, then play Part 4 as written, returning to Part 1 twice then finish.